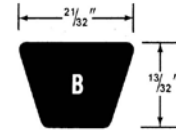

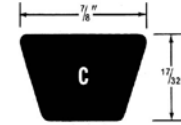



## MasterDrive® Classical V-Belts Import B Banded V-Belts



"B" V-Belts			"B" V-Belts			"B" V-Belts			"B" V-Belts			"B" V-Belts		
Belt P/N	Outside Length (inch)	Approx. Wt.	Belt P/N	Outside Length (inch)	Approx. Wt.	Belt P/N	Outside Length (inch)	Approx. Wt.	Belt P/N	Outside Length (inch)	Approx. Wt.	Belt P/N	Outside Length (inch)	Approx. Wt.
2/B48SEL	51	1.40	2/B62SEL	65	1.89	2/B75SEL	78	2.29	2/B96SEL	99	2.93	2/B128SEL	131	3.66
3/B48SEL	51	2.10	3/B62SEL	65	2.84	3/B75SEL	78	3.44	3/B96SEL	99	4.40	3/B128SEL	131	5.48
4/B48SEL	51	2.80	4/B62SEL	65	3.79	4/B75SEL	78	4.58	4/B96SEL	99	5.86	4/B128SEL	131	7.31
5/B48SEL	51	3.50	5/B62SEL	65	4.73	5/B75SEL	78	5.73	5/B96SEL	99	7.33	5/B128SEL	131	9.14
2/B51SEL	54	1.60	2/B63SEL	66	1.92	2/B77SEL	80	2.35	2/B97SEL	100	2.96	2/B133SEL	136	3.80
3/B51SEL	54	2.40	3/B63SEL	66	2.89	3/B77SEL	80	3.53	3/B97SEL	100	4.44	3/B133SEL	136	5.70
4/B51SEL	54	3.20	4/B63SEL	66	3.85	4/B77SEL	80	4.70	4/B97SEL	100	5.92	4/B133SEL	136	7.60
5/B51SEL	54	4.00	5/B63SEL	66	4.81	5/B77SEL	80	5.88	5/B97SEL	100	7.45	5/B133SEL	136	9.50
2/B52SEL	55	1.78	2/B64SEL	67	1.95	2/B78SEL	81	2.38	2/B100SEL	103	3.05	2/B136SEL	139	3.88
3/B52SEL	55	2.67	3/B64SEL	67	2.93	3/B78SEL	81	3.57	3/B100SEL	103	4.58	3/B136SEL	139	5.83
4/B52SEL	55	3.56	4/B64SEL	67	3.91	4/B78SEL	81	4.76	4/B100SEL	103	6.11	4/B136SEL	139	7.77
5/B52SEL	55	4.00	5/B64SEL	67	4.89	5/B78SEL	81	5.95	5/B100SEL	103	7.63	5/B136SEL	139	9.71
2/B53SEL	56	1.60	2/B65SEL	68	1.99	2/B80SEL	83	2.44	2/B103SEL	106	3.15	2/B144SEL	147	4.11
3/B53SEL	56	2.40	3/B65SEL	68	2.98	3/B80SEL	83	3.66	3/B103SEL	106	4.72	3/B144SEL	147	6.17
4/B53SEL	56	3.20	4/B65SEL	68	3.97	4/B80SEL	83	4.89	4/B103SEL	106	6.29	4/B144SEL	147	8.22
5/B53SEL	56	4.00	5/B65SEL	68	4.96	5/B80SEL	83	6.11	5/B103SEL	106	7.86	5/B144SEL	147	10.28
2/B55SEL	58	1.67	2/B66SEL	69	2.02	2/B81SEL	84	2.47	2/B105SEL	108	3.21	2/B158SEL	161	4.51
3/B55SEL	58	2.51	3/B66SEL	69	3.02	3/B81SEL	84	3.71	3/B105SEL	108	4.81	3/B158SEL	161	6.77
4/B55SEL	58	3.35	4/B66SEL	69	4.03	4/B81SEL	84	4.95	4/B105SEL	108	6.41	4/B158SEL	161	9.02
5/B55SEL	58	4.19	5/B66SEL	69	5.04	5/B81SEL	84	6.18	5/B105SEL	108	8.02	5/B158SEL	161	11.28
2/B56SEL	59	1.71	2/B67SEL	70	2.05	2/B82SEL	85	2.50	2/B108SEL	111	3.30	2/B162SEL	165	4.63
3/B56SEL	59	2.57	3/B67SEL	70	3.07	3/B82SEL	85	3.76	3/B108SEL	111	4.95	3/B162SEL	165	6.94
4/B56SEL	59	3.42	4/B67SEL	70	4.00	4/B82SEL	85	5.01	4/B108SEL	111	6.60	4/B162SEL	165	9.25
5/B56SEL	59	4.28	5/B67SEL	70	5.00	5/B82SEL	85	6.20	5/B108SEL	111	8.24	5/B162SEL	165	11.57
2/B57SEL	60	1.70	2/B68SEL	71	2.07	2/B83SEL	86	2.52	2/B116SEL	119	3.22	2/B180SEL	183	5.14
3/B57SEL	60	2.56	3/B68SEL	71	3.11	3/B83SEL	86	3.79	3/B116SEL	119	5.10	3/B180SEL	183	7.71
4/B57SEL	60	3.41	4/B68SEL	71	4.15	4/B83SEL	86	5.10	4/B116SEL	119	6.80	4/B180SEL	183	10.28
5/B57SEL	60	4.27	5/B68SEL	71	5.19	5/B83SEL	86	6.25	5/B116SEL	119	8.50	5/B180SEL	183	12.85
2/B58SEL	61	1.77	2/B70SEL	73	2.14	2/B85SEL	88	2.59	2/B120SEL	123	3.43	2/B195SEL	198	5.57
3/B58SEL	61	2.66	3/B70SEL	73	3.21	3/B85SEL	88	3.89	3/B120SEL	123	5.14	3/B195SEL	198	8.35
4/B58SEL	61	3.54	4/B70SEL	73	4.28	4/B85SEL	88	5.18	4/B120SEL	123	6.85	4/B195SEL	198	11.14
5/B58SEL	61	4.43	5/B70SEL	73	5.34	5/B85SEL	88	6.48	5/B120SEL	123	8.57	5/B195SEL	198	13.92
2/B59SEL	62	1.80	2/B71SEL	74	2.17	2/B90SEL	93	2.75	2/B122SEL	125	3.48			
3/B59SEL	62	2.70	3/B71SEL	74	3.25	3/B90SEL	93	4.12	3/B122SEL	125	5.22			
4/B59SEL	62	3.60	4/B71SEL	74	4.34	4/B90SEL	93	5.50	4/B122SEL	125	6.96			
5/B59SEL	62	4.50	5/B71SEL	74	5.42	5/B90SEL	93	6.87	5/B122SEL	125	8.70			
2/B60SEL	63	1.83	2/B72SEL	75	2.20	2/B93SEL	96	2.84	2/B124SEL	127	3.54			
3/B60SEL	63	2.75	3/B72SEL	75	3.30	3/B93SEL	96	4.26	3/B124SEL	127	5.31			
4/B60SEL	63	3.66	4/B72SEL	75	4.40	4/B93SEL	96	5.68	4/B124SEL	127	7.08			
5/B60SEL	63	4.58	5/B72SEL	75	5.50	5/B93SEL	96	7.10	5/B124SEL	127	8.85			
2/B61SEL	64	1.86	2/B73SEL	76	2.23	2/B95SEL	98	2.90						
3/B61SEL	64	2.79	3/B73SEL	76	3.30	3/B95SEL	98	4.35						
4/B61SEL	64	3.73	4/B73SEL	76	4.40	4/B95SEL	98	5.80						
5/B61SEL	64	4.66	5/B73SEL	76	5.50	5/B95SEL	98	7.25						

## MasterDrive® Classical V-Belts Import C Banded V-Belts

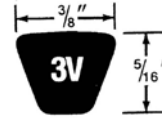



"C" Banded V-Belts		
Belt P/N	Outside	
	Length (inch)	Approx. Wt.
2/C75SEL	79	3.59
3/C75SEL	79	5.38
4/C75SEL	79	7.17
5/C75SEL	79	9.50
2/C81SEL	85	3.87
3/C81SEL	85	5.81
4/C81SEL	85	7.75
5/C81SEL	85	9.69
2/C85SEL	89	4.06
3/C85SEL	89	6.10
4/C85SEL	89	8.13
5/C85SEL	89	10.16
2/C90SEL	94	4.30
3/C90SEL	94	6.45
4/C90SEL	94	8.71
5/C90SEL	94	10.76
2/C96SEL	100	4.59
3/C96SEL	100	6.89
4/C96SEL	100	9.18
5/C96SEL	100	11.48
2/C100SEL	104	4.80
3/C100SEL	104	7.20
4/C100SEL	104	9.60
5/C100SEL	104	12.00
2/C105SEL	109	5.02
3/C105SEL	109	7.53
4/C105SEL	109	10.04
5/C105SEL	109	12.56
2/C108SEL	112	5.16
3/C108SEL	112	8.70
4/C108SEL	112	10.32
5/C108SEL	112	12.90
2/C112SEL	116	5.36
3/C112SEL	116	8.04
4/C112SEL	116	10.71
5/C112SEL	116	13.39
2/C120SEL	124	5.45
3/C120SEL	124	8.17
4/C120SEL	124	10.90
5/C120SEL	124	13.62

"C" Banded V-Belts		
Belt P/N	Outside	
	Length (inch)	Approx. Wt.
2/C124SEL	128	
3/C124SEL	128	7.88
4/C124SEL	128	12.11
5/C124SEL	128	11.84
2/C128SEL	132	5.81
3/C128SEL	132	8.72
4/C128SEL	132	11.62
5/C128SEL	132	14.53
2/C136SEL	140	6.17
3/C136SEL	140	9.26
4/C136SEL	140	12.35
5/C136SEL	140	15.44
2/C144SEL	148	6.54
3/C144SEL	148	9.81
4/C144SEL	148	13.07
5/C144SEL	148	16.34
2/C158SEL	162	7.17
3/C158SEL	162	10.76
4/C158SEL	162	14.35
5/C158SEL	162	17.93
2/C162SEL	166	7.36
3/C162SEL	166	11.03
4/C162SEL	166	14.71
5/C162SEL	166	18.39
2/C173SEL	177	7.85
3/C173SEL	177	11.78
4/C173SEL	177	15.71
5/C173SEL	177	19.64
2/C180SEL	184	8.17
3/C180SEL	184	12.26
4/C180SEL	184	16.35
5/C180SEL	184	20.43
2/C195SEL	199	8.85
3/C195SEL	199	13.28
4/C195SEL	199	17.71
5/C195SEL	199	22.14
2/C210SEL	214	9.54
3/C210SEL	214	14.30
4/C210SEL	214	19.07
5/C210SEL	214	23.84

"C" Banded V-Belts		
Belt P/N	Outside	
	Length (inch)	Approx. Wt.
2/C225SEL	229	10.22
3/C225SEL	229	15.32
4/C225SEL	229	20.43
5/C225SEL	229	25.54
2/C240SEL	244	9.20
3/C240SEL	244	16.35
4/C240SEL	244	21.80
5/C240SEL	244	27.25
2/C270SEL	274	12.26
3/C270SEL	274	18.39
4/C270SEL	274	24.52
5/C270SEL	274	30.65
2/C285SEL	289	12.94
3/C285SEL	289	19.41
4/C285SEL	289	25.88
5/C285SEL	289	32.35
2/C300SEL	304	13.62
3/C300SEL	304	20.43
4/C300SEL	304	27.24
5/C300SEL	304	34.06

# MasterDrive® Wedge and Cogged Raw Edge V-Belts Import **3V Banded Belts**

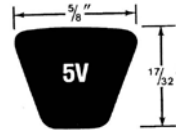



3V Banded Belts		
Belt P/N	Outside Length (inch)	Approx. Wt.
2/3V475SEL	47.5	0.57
3/3V475SEL	47.5	0.85
4/3V475SEL	47.5	1.13
5/3V475SEL	47.5	1.41
2/3V500SEL	50	0.60
3/3V500SEL	50	0.89
4/3V500SEL	50	1.19
5/3V500SEL	50	1.49
2/3V530SEL	53	0.63
3/3V530SEL	53	0.95
4/3V530SEL	53	1.26
5/3V530SEL	53	1.58
2/3V560SEL	56	0.67
3/3V560SEL	56	1.00
4/3V560SEL	56	1.33
5/3V560SEL	56	1.67
2/3V600SEL	60	0.71
3/3V600SEL	60	1.07
4/3V600SEL	60	1.43
5/3V600SEL	60	1.78
2/3V630SEL	63	0.75
3/3V630SEL	63	1.12
4/3V630SEL	63	1.50
5/3V630SEL	63	1.87
2/3V670SEL	67	0.80
3/3V670SEL	67	1.20
4/3V670SEL	67	1.59
5/3V670SEL	67	1.99
2/3V710SEL	71	0.85
3/3V710SEL	71	1.27
4/3V710SEL	71	1.69
5/3V710SEL	71	2.11

3V Banded Belts		
Belt P/N	Outside Length (inch)	Approx. Wt.
2/3V750SEL	75	0.89
3/3V750SEL	75	1.34
4/3V750SEL	75	1.78
5/3V750SEL	75	2.23
2/3V800SEL	80	0.95
3/3V800SEL	80	1.43
4/3V800SEL	80	1.90
5/3V800SEL	80	2.38
2/3V900SEL	90	1.07
3/3V900SEL	90	1.61
4/3V900SEL	90	2.14
5/3V900SEL	90	2.68
2/3V950SEL	95	1.13
3/3V950SEL	95	1.70
4/3V950SEL	95	2.26
5/3V950SEL	95	2.83
2/3V1000SEL	100	1.19
3/3V1000SEL	100	1.78
4/3V1000SEL	100	2.38
5/3V1000SEL	100	2.97
2/3V1060SEL	106	1.26
3/3V1060SEL	106	1.89
4/3V1060SEL	106	2.52
5/3V1060SEL	106	3.15
2/3V1120SEL	112	1.33
3/3V1120SEL	112	2.00
4/3V1120SEL	112	2.66
5/3V1120SEL	112	3.33
2/3V1180SEL	118	1.40
3/3V1180SEL	118	2.11
4/3V1180SEL	118	2.81
5/3V1180SEL	118	3.51

3V Banded Belts		
Belt P/N	Outside Length (inch)	Approx. Wt.
2/3V1250SEL	125	1.49
3/3V1250SEL	125	2.23
4/3V1250SEL	125	2.97
5/3V1250SEL	125	3.72
2/3V1320SEL	132	1.57
3/3V1320SEL	132	2.36
4/3V1320SEL	132	3.14
5/3V1320SEL	132	3.93
2/3V1400SEL	140	1.67
3/3V1400SEL	140	2.50
4/3V1400SEL	140	3.31
5/3V1400SEL	140	4.16

## MasterDrive® Wedge and Cogged Raw Edge V-Belts Import 5V Banded Belts




Belt P/N	Outside Length (inch)	Approx. Wt.
2/5V750SEL	75	2.42
3/5V750SEL	75	3.63
4/5V750SEL	75	4.84
5/5V750SEL	75	6.05
2/5V800SEL	80	2.58
3/5V800SEL	80	3.88
4/5V800SEL	80	5.17
5/5V800SEL	80	6.46
2/5V850SEL	85	2.74
3/5V850SEL	85	4.12
4/5V850SEL	85	5.49
5/5V850SEL	85	6.86
2/5V900SEL	90	2.91
3/5V900SEL	90	4.36
4/5V900SEL	90	5.81
5/5V900SEL	90	7.27
2/5V950SEL	95	3.07
3/5V950SEL	95	4.60
4/5V950SEL	95	6.14
5/5V950SEL	95	7.67
2/5V1000SEL	100	3.23
3/5V1000SEL	100	4.84
4/5V1000SEL	100	6.46
5/5V1000SEL	100	8.07
2/5V1060SEL	106	3.42
3/5V1060SEL	106	5.13
4/5V1060SEL	106	6.85
5/5V1060SEL	106	8.56
2/5V1120SEL	112	3.62
3/5V1120SEL	112	5.42
4/5V1120SEL	112	7.23
5/5V1120SEL	112	9.04
2/5V1180SEL	118	3.81
3/5V1180SEL	118	5.72
4/5V1180SEL	118	7.62
5/5V1180SEL	118	9.53
2/5V1250SEL	125	3.70
3/5V1250SEL	125	5.54
4/5V1250SEL	125	7.39
5/5V1250SEL	125	9.24

Belt P/N	Outside Length (inch)	Approx. Wt.
2/5V1320SEL	132	3.90
3/5V1320SEL	132	5.86
4/5V1320SEL	132	7.81
5/5V1320SEL	132	9.76
2/5V1400SEL	140	4.14
3/5V1400SEL	140	6.21
4/5V1400SEL	140	8.28
5/5V1400SEL	140	10.35
2/5V1500SEL	150	4.44
3/5V1500SEL	150	6.65
4/5V1500SEL	150	8.87
5/5V1500SEL	150	11.09
2/5V1600SEL	160	4.73
3/5V1600SEL	160	7.10
4/5V1600SEL	160	9.46
5/5V1600SEL	160	11.83
2/5V1650SEL	165	4.80
3/5V1650SEL	165	7.20
4/5V1650SEL	165	9.60
5/5V1650SEL	165	12.00
2/5V1700SEL	170	5.08
3/5V1700SEL	170	7.62
4/5V1700SEL	170	10.16
5/5V1700SEL	170	12.70
2/5V1800SEL	180	5.38
3/5V1800SEL	180	8.07
4/5V1800SEL	180	10.76
5/5V1800SEL	180	13.45
2/5V1900SEL	190	5.68
3/5V1900SEL	190	8.52
4/5V1900SEL	190	11.36
5/5V1900SEL	190	14.19
2/5V2000SEL	200	5.98
3/5V2000SEL	200	8.97
4/5V2000SEL	200	11.95
5/5V2000SEL	200	14.94

Belt P/N	Outside Length (inch)	Approx. Wt.
2/5V2120SEL	212	6.34
3/5V2120SEL	212	9.50
4/5V2120SEL	212	12.67
5/5V2120SEL	212	15.84
2/5V2240SEL	224	6.69
3/5V2240SEL	224	10.04
4/5V2240SEL	224	13.39
5/5V2240SEL	224	16.73
2/5V2360SEL	236	7.05
3/5V2360SEL	236	10.58
4/5V2360SEL	236	14.10
5/5V2360SEL	236	17.63
2/5V2500SEL	250	7.47
3/5V2500SEL	250	11.21
4/5V2500SEL	250	14.94
5/5V2500SEL	250	18.68
2/5V2650SEL	265	7.92
3/5V2650SEL	265	11.88
4/5V2650SEL	265	15.84
5/5V2650SEL	265	19.80
2/5V2800SEL	280	8.00
3/5V2800SEL	280	12.55
4/5V2800SEL	280	16.74
5/5V2800SEL	280	20.92
2/5V3000SEL	300	8.97
3/5V3000SEL	300	13.45
4/5V3000SEL	300	17.93
5/5V3000SEL	300	22.41
2/5V3150SEL	315	9.41
3/5V3150SEL	315	14.12
4/5V3150SEL	315	18.83
5/5V3150SEL	315	23.53
2/5V3350SEL	335	8.05
3/5V3350SEL	335	12.07
4/5V3350SEL	335	16.10
5/5V3350SEL	335	20.13

# MasterDrive<sup>®</sup> Wedge and Cogged Raw Edge V-Belts **Import 8V Banded Belts**



Belt P/N	Outside Length (inch)	Approx. Wt.
2/8V1060SEL	106	8.44
3/8V1060SEL	106	12.66
4/8V1060SEL	106	16.88
5/8V1060SEL	106	21.10
2/8V1120SEL	112	8.92
3/8V1120SEL	112	13.38
4/8V1120SEL	112	17.84
5/8V1120SEL	112	22.30
2/8V1180SEL	118	9.20
3/8V1180SEL	118	13.80
4/8V1180SEL	118	18.80
5/8V1180SEL	118	23.00
2/8V1320SEL	132	7.99
3/8V1320SEL	132	13.58
4/8V1320SEL	132	18.10
5/8V1320SEL	132	22.63
2/8V1400SEL	140	9.60
3/8V1400SEL	140	14.40
4/8V1400SEL	140	19.20
5/8V1400SEL	140	24.00
2/8V1500SEL	150	10.29
3/8V1500SEL	150	15.43
4/8V1500SEL	150	20.57
5/8V1500SEL	150	25.71
2/8V1600SEL	160	10.97
3/8V1600SEL	160	16.46
4/8V1600SEL	160	21.94
5/8V1600SEL	160	27.43
2/8V1700SEL	170	11.67
3/8V1700SEL	170	17.51
4/8V1700SEL	170	23.34
5/8V1700SEL	170	29.18
2/8V1800SEL	180	12.36
3/8V1800SEL	180	18.54
4/8V1800SEL	180	24.72
5/8V1800SEL	180	30.90

Belt P/N	Outside Length (inch)	Approx. Wt.
2/8V1900SEL	190	13.04
3/8V1900SEL	190	19.57
4/8V1900SEL	190	26.09
5/8V1900SEL	190	32.61
2/8V2000SEL	200	13.73
3/8V2000SEL	200	20.60
4/8V2000SEL	200	27.47
5/8V2000SEL	200	34.33
2/8V2120SEL	212	14.56
3/8V2120SEL	212	21.83
4/8V2120SEL	212	29.11
5/8V2120SEL	212	36.39
2/8V2240SEL	224	13.92
3/8V2240SEL	224	23.07
4/8V2240SEL	224	30.76
5/8V2240SEL	224	38.45
2/8V2360SEL	236	16.20
3/8V2360SEL	236	24.31
4/8V2360SEL	236	32.41
5/8V2360SEL	236	40.51
2/8V2500SEL	250	17.16
3/8V2500SEL	250	25.75
4/8V2500SEL	250	34.33
5/8V2500SEL	250	42.91
2/8V2650SEL	265	18.20
3/8V2650SEL	265	27.29
4/8V2650SEL	265	36.39
5/8V2650SEL	265	45.49
2/8V2800SEL	280	19.23
3/8V2800SEL	280	28.84
4/8V2800SEL	280	38.45
5/8V2800SEL	280	48.06

Belt P/N	Outside Length (inch)	Approx. Wt.
2/8V3000SEL	300	20.60
3/8V3000SEL	300	30.90
4/8V3000SEL	300	41.20
5/8V3000SEL	300	51.50
2/8V3150SEL	315	21.62
3/8V3150SEL	315	32.44
4/8V3150SEL	315	43.26
5/8V3150SEL	315	54.07
2/8V3350SEL	335	23.00
3/8V3350SEL	335	34.50
4/8V3350SEL	335	46.00
5/8V3350SEL	335	57.50
2/8V3550SEL	355	24.37
3/8V3550SEL	355	36.56
4/8V3550SEL	355	48.75
5/8V3550SEL	355	60.94
2/8V3750SEL	375	25.75
3/8V3750SEL	375	34.97
4/8V3750SEL	375	51.50
5/8V3750SEL	375	64.37
2/8V4000SEL	400	27.46
3/8V4000SEL	400	41.20
4/8V4000SEL	400	54.93
5/8V4000SEL	400	68.66
2/8V4250SEL	425	29.18
3/8V4250SEL	425	43.77
4/8V4250SEL	425	52.85
5/8V4250SEL	425	72.95