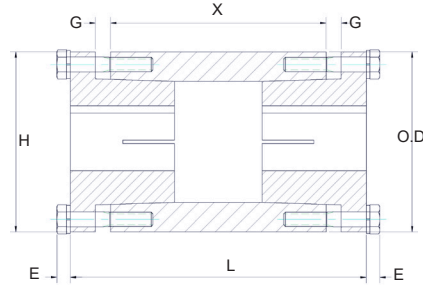
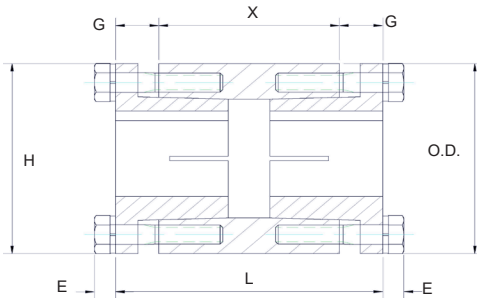


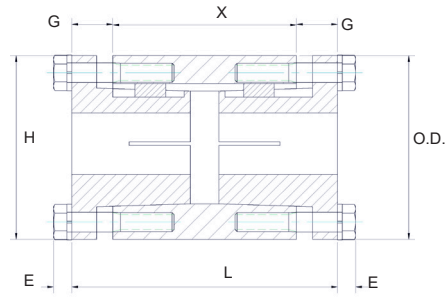
BCS Couplings



Type BCS-SF, BCS-SK & BCS-SD



Type BCS-H



Type BCS-P1 & BCS-Q1


Part Number	Bushing		Dimensions						T*	Wt. Lbs.
	Size	Bore Range	O.D.	L	H	G	X	E		
BCS-SF	SF	1/2 - 2-15/16	4-5/8	6-7/16	4-5/8	7/8	3-3/4	1/2	1100	9.95
BCS-SK	SK	1/2 - 2-5/8	3-7/8	5-5/16	3-7/8	3/4	3-3/4	11/32	700	6.20
BCS-SD	SD	1/2 - 2	3-1/8	5-5/32	3-1/8	11/16	3-3/4	1/4	5000	4.35
BCS-H	H	3/8 - 1-1/2	2-1/2	3	2-1/2	1/2	2	1/4	1700	1.70
BCS-P1	P1	1/2 - 1-3/4	3	4-11/32	3	11/16	3	3/8	5660	3.60
BCS-Q1	Q1	3/4 - 2-11/16	4-3/8	5-1/2	4-1/2	3/4	4	7/16	4600	9.95

T*= Maximum Recommended Torque in inch pounds for Normal Service. These ratings should be reduced by 50% for Heavy Duty Service.

Note: Two Bushings will need to be ordered per coupling.

BCS RIGID BUSHED COUPLINGS


QD Style



H Style



DST Style



MasterDrive® BSC Couplings

- Connects two shafts with different diameters.
- Easy and cost-effective.

Distributed by:



WE PROUDLY STAND BEHIND ALL OF
OUR PRODUCTS.

MASTERDRIVE®
POWER TRANSMISSION PRODUCTS

Toll Free Phone (888) 922-8767
Phone (920) 563-5838 Fax (920) 563-5650
e-mail: orders@masterdrives.com web site: masterdrives.com